



COUNTRY BRIEF

Population	Ease of doing business rank
30 366 000	133rd
Length of coastline	Exclusive economic zone
6 942 km	493 672 km²
Average GDP growth	GDP per capita
10.77%	USD 507

GDP from fisheries

1.19%

Fish available for consumption

12.5 kg/capita

Imports of fish and fish
products - 2019

USD 53 669 430

Agricultural GDP from fisheries

4.58%

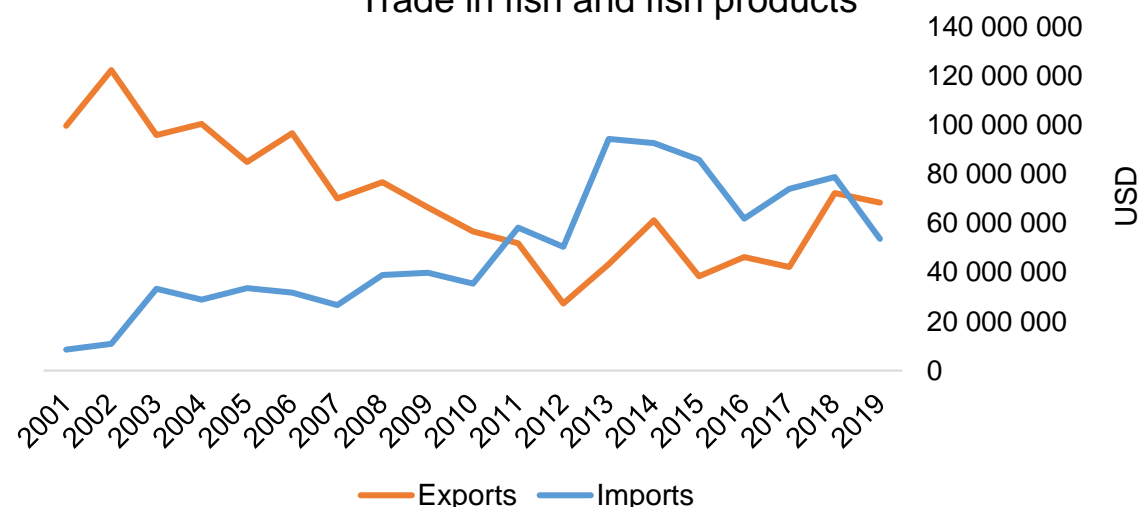
Fisheries and aquaculture
production

Total	403 582 tonnes
Fisheries	99%
Aquaculture	1%

Exports of fish and fish
products - 2019

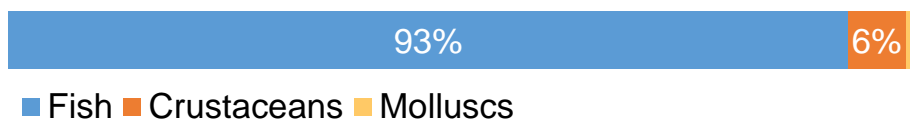
USD 68 400 390

Trade in fish and fish products

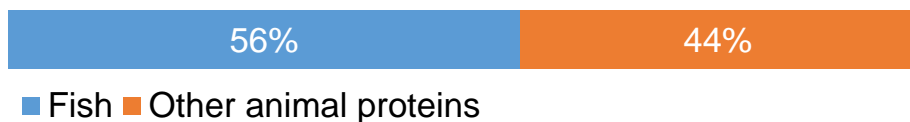


Production and Trade Breakdown

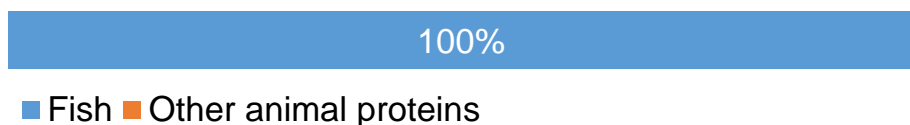
Production by volume



Imports by value



Exports by value



Production - Top 10 Species (Volume)

		Tonnes
1 st	Marine fishes nei	231 292
2 nd	Freshwater fishes nei	102 267
3 rd	Dagaas (Kapenta)	15 163
4 th	Penaeus shrimps nei	9 543
5 th	Marine crabs nei	8 233
6 th	Sharks, rays, skates, etc. nei	7 825
7 th	Narrow-barred Spanish mackerel	6 497
8 th	Tsivakihini paste shrimp	4 720
9 th	Cephalopods nei	4 701
10 th	Hammerhead sharks, etc. nei	3 755

Imports - Top 10 Products (Value)

			USD
1 st	Jack, horse mackerel	frozen; excluding fillets, livers and roes HS 0303.55	42 592 400
2 nd	Mackerel	frozen; excluding fillets, livers and roes HS 0303.54	1 253 140
3 rd	Fish, other than species in 1604	prepared or preserved; whole or in pieces HS 1604.19	1 212 370
4 th	Tunas, skipjack, bonito	prepared or preserved; whole or in pieces HS 1604.14	879 670
5 th	Sardines, sardinella, brisling or sprats	prepared or preserved; whole or in pieces HS 1604.13	850 000
6 th	Fish	prepared or preserved HS 1604.20	770 190
7 th	Flours, meals, pellets. Unfit for human consumption	from fish or aquatic invertebrates HS 2301.20	695 820
8 th	Fish, other than species in 0303	frozen; excluding fillets, livers and roes HS 0303.89	537 420
9 th	Fish, other than species in 0303.5	frozen; excluding fillets, livers and roes HS 0303.59	476 630
10 th	Flat fish	frozen; excluding fillets, livers and roes HS 0303.39	389 720

Exports - Top 10 Products (Value)

			USD
1 st	Shrimps, prawns	frozen HS 0306.17	41 917 650
2 nd	Rock lobster, other sea crawfish	frozen HS 0306.11	5 772 350
3 rd	Octopus	frozen HS 0307.52	3 063 730
4 th	Fish	dried, whether or not salted; not smoked HS 0305.59	2 158 820
5 th	Southern bluefin tunas	frozen; excluding fillets, livers and roes HS 0303.46	1 644 190
6 th	Tunas	fresh or chilled; excluding fillets, livers and roes HS 0302.39	1 394 500
7 th	Crabs	frozen HS 0306.14	1 178 450
8 th	Fish-liver oils and fractions thereof	not chemically modified HS 1504.10	1 169 740
9 th	Shrimps, prawns	frozen; cold-water species HS 0306.16	839 040
10 th	Norway lobsters	frozen HS 0306.15	809 540

A GLOBEFISH Product

Information, Disclaimer

Sources

Established in 1984, GLOBEFISH is a multi-donor funded project in the Fisheries Division of the Food and Agriculture Organization of the United Nations (FAO), responsible for providing up-to-date market and trade information on fish and fish products.

[Visit our website](#)

[Subscribe to our newsletter](#) or [email us](#)

Recent Publications



[Globefish Highlights](#)

Our flagship publication, focused on prices and analysis of market trends covering a variety of major commodities. Released quarterly.



[Chinese Fish Price Report](#)

Comprehensive coverage of Chinese price trends, market information for commercially significant species, along with industry news and policy updates. Released quarterly.



[European Price Report](#)

Market and price analysis for fish and fish products in the European market. Released monthly.



This is the second edition of the GLOBEFISH Market Profiles produced for this country, and was made at the beginning of 2022.

These profiles are based on nationally reported data or information published by international agencies. As the profile is intended to reflect the most up to date information available, reporting years may vary between sections and commodities.

The designations employed and the presentation of material in this information product do not imply the expression of any opinion whatsoever on the part of FAO concerning the legal or constitutional status of any country, territory or sea area, or the delimitation of frontiers or boundaries.

The data herein presented is compiled by FAO staff at the time of its production, "as is" and "as available", and every effort is made to ensure, but not guarantee, their timeliness, accuracy and completeness. FAO assumes no responsibility for errors and omissions in the data provided. Users are, however, kindly asked to report any errors or deficiencies in this product to FAO GLOBEFISH (globefish@fao.org).

Please note

Re-exports and re-imports are not included. The term N/A has been used to indicate that information was not found in the indicated sources. The classification of fish and fish products as either processed or unprocessed is very broad, and is intended for indicative purposes only.

[HS codes for fish and fish products](#)

International trade codes for fish and fish products in a user friendly format.



Sources and time periods:

-Fishing and aquaculture production (2019):
FAO's [Global Fishery and Aquaculture Production Statistics](#)

-Fish available for consumption (2017):
FAO's [Fishery and Aquaculture Statistics 2019](#)

-Population (2019), GDP Growth (2015-2019), GDP per Capita (2019):
IMF's [World Economic Outlook Databases](#)

-Imports, Exports and Share of Trade (2000-2019):
FAO's [Global Fishery and Aquaculture Commodities Statistics](#)

-GDP, GDP from fisheries, GDP from agriculture (2019):
World Bank's [World Development Indicators](#),
OECD's [National Accounts Statistics](#) or
UNSD's [National Accounts](#)

-Ease of doing business (2019):
World Bank's [Ease of Doing Business](#) ranking

-Length of Coastline, Exclusive Economic Zone, Exclusive Fishing Zone (2003):
UNEP's [Global Environment Outlook](#)

[GLOBEFISH](#)

Explore more market information on the GLOBEFISH website



[GLOBEFISH on ISSUU](#)

Read GLOBEFISH publications on ISSUU

